

2018-02-12 Perceptual organization

PSY 525.001 · Vision Science · 2018 Spring

Rick Gilmore

2018-02-12 12:05:51

Today's topics

Today's topics

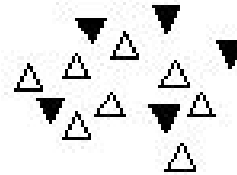
Perceptual organization

Today's topics


Perceptual organization

Discuss Biederman (1987).


Similarity



Proximity




Good continuation



Symmetry




Periodicity




Perceptual grouping

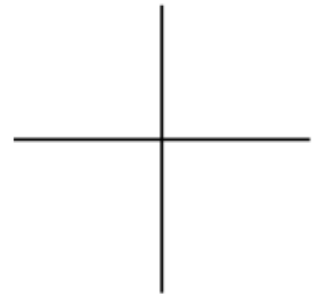
proximity



similarity



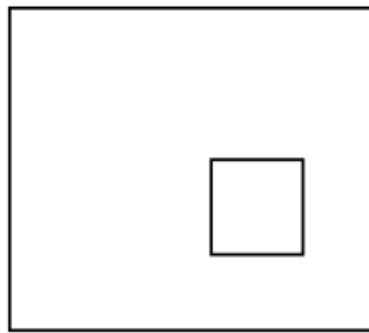
continuity




closure



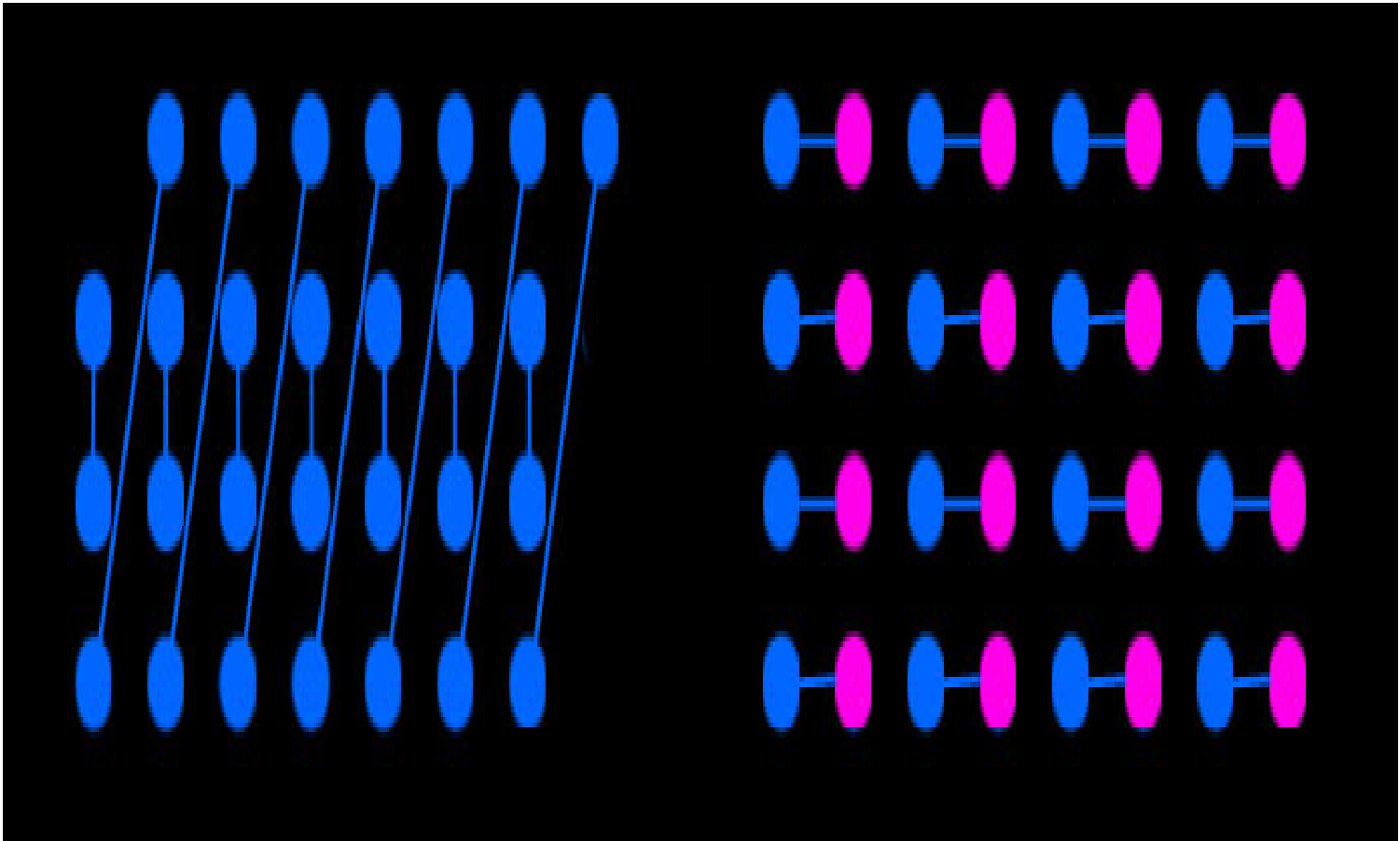
area



symmetry



Perceptual grouping



Element connectedness



Common region


Johansson: Motion Perception part 1



Motion and perceptual organization


Early or late?

Scene perception

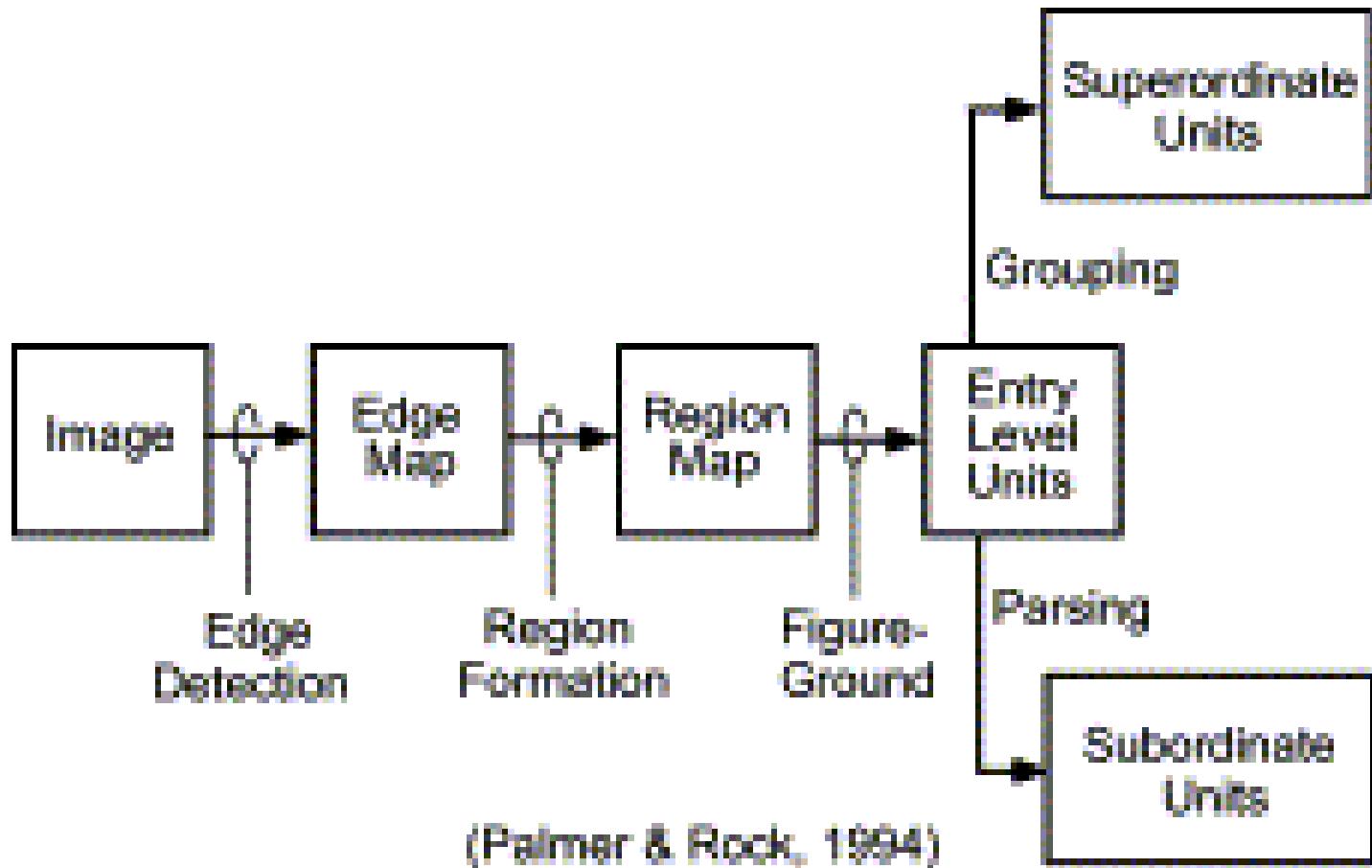


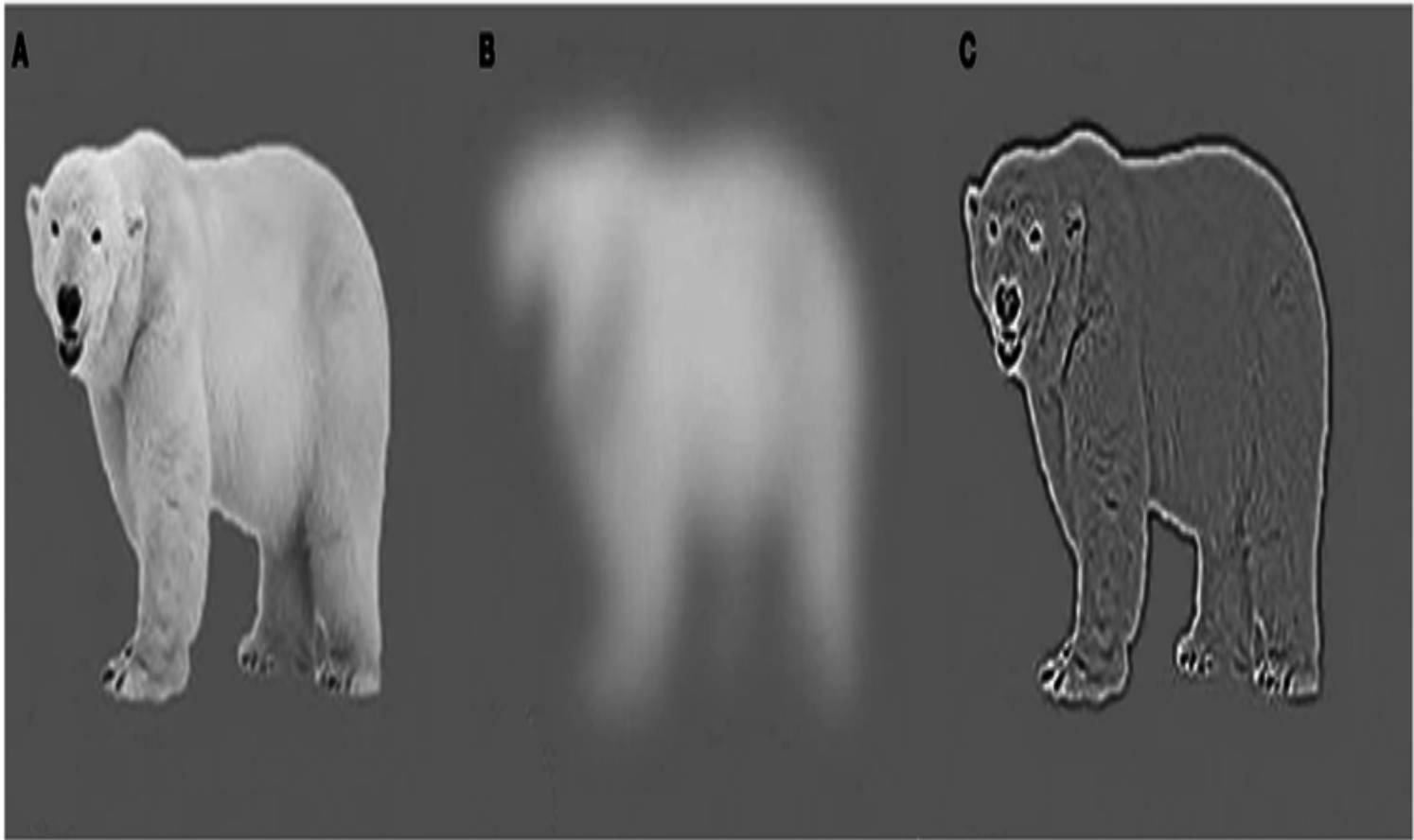
Analyzing regions/camouflage



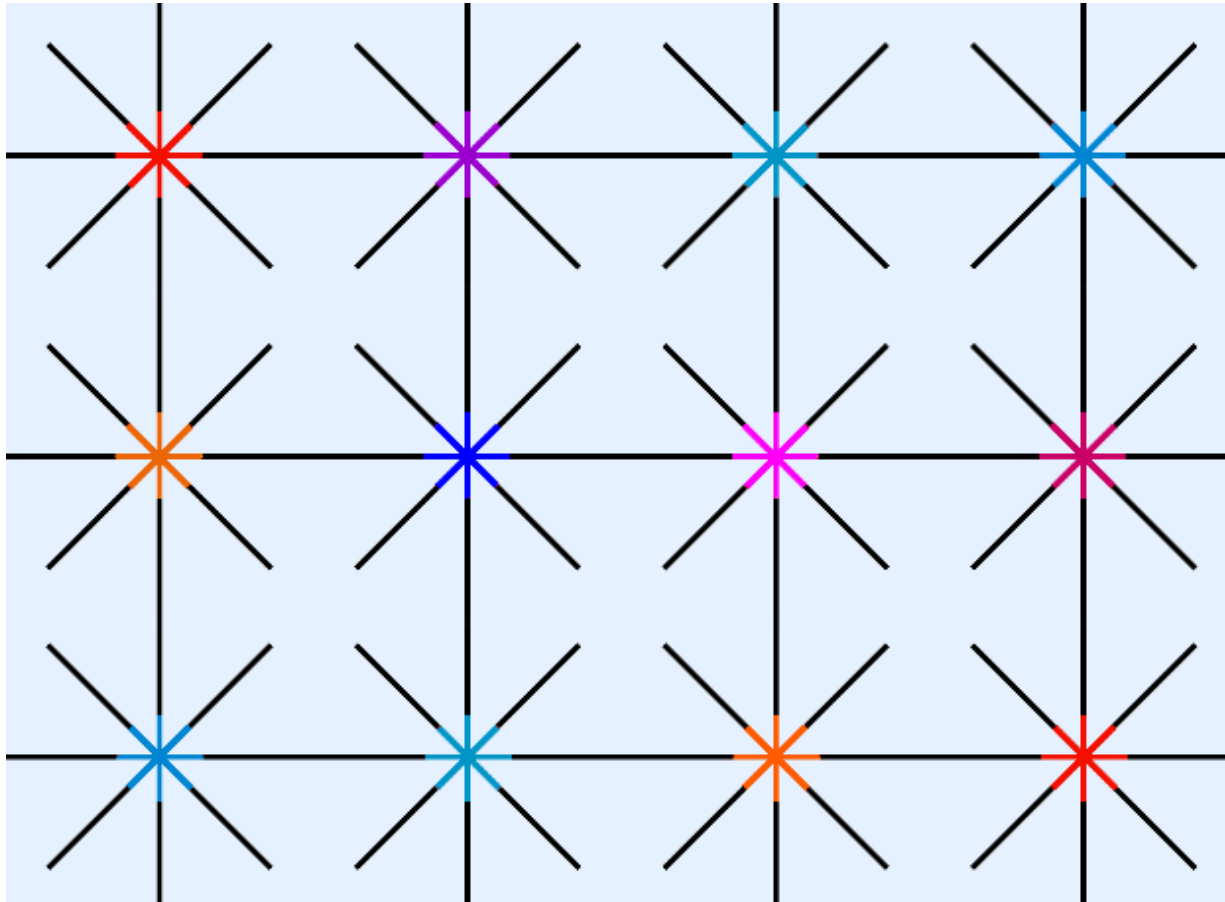


Uniform connectedness: region parsing before grouping? (Palmer & Rock)







Edge detection through spatial frequency filtering




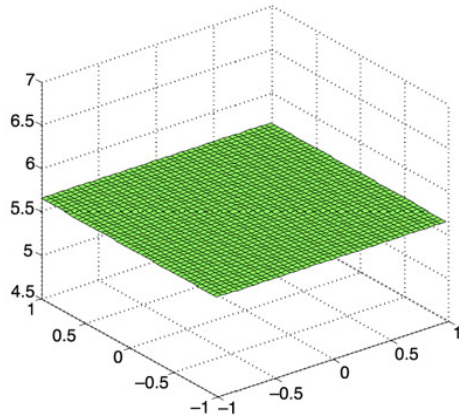
Illusory edges and spreading





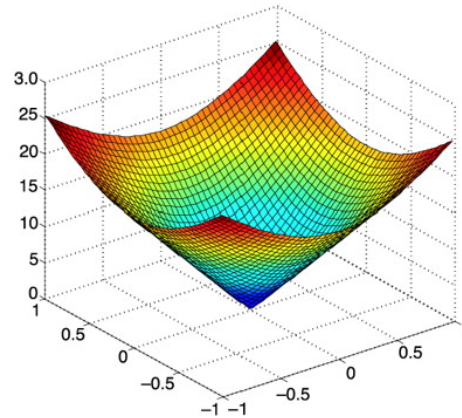
Texture segregation



Orientation gradient norm



Orientation gradient norm




Ben-Shahar, O. (2006). Visual saliency and texture segregation without feature gradient. *Proceedings of the National Academy of Sciences of the United States of America*, 103(42), 15704–15709. Retrieved from <http://dx.doi.org/10.1073/pnas.0604410103>




Figure/ground segregation

Figure	Ground
Thinglike	Not thinglike
Closer to observer	Farther from observer
Bounded by contour	Extends behind contour
Shape defined by contour	No shape at contour

Palmer Table 6.3.1




Symmetry, convexity, smallness, bottom-up polarity,
lower region, protrusion



"Figure-ground segregation can be computed without relying on image contours. Figural status estimates result from a multidirectional linear voting process."



Dimiccoli, M. (2016). Figure-ground segregation: A fully nonlocal approach. *Vision Research*, 126, 308–317. Retrieved from <http://dx.doi.org/10.1016/j.visres.2015.03.007>




Amodal completion (perception of occluded whole) vs. **modal** completion (perception of unoccluded whole)

(A)

"Fat" Shapes ($\alpha < 0$)




Square
($\alpha = 0$)





"Thin" Shapes ($\alpha > 0$)

(B)

Top-Left Inducer
Rotated by α deg






(A) Modal

(B) Amodal


Ringach, D. L., & Shapley, R. (1996). Spatial and temporal properties of illusory contours and amodal boundary completion. *Vision Research*, 36(19), 3037–3050. Retrieved from <https://www.ncbi.nlm.nih.gov/pubmed/8917767>

B




Multi-stable images

C



Pitts, M. A., Nerger, J. L., & Davis, T. J. R. (2007). Electrophysiological correlates of perceptual reversals for three different types of multistable images. *Journal of Vision*, 7(1), 6. Retrieved from <http://dx.doi.org/10.1167/7.1.6>



Necker cube with illusory contours

ambiguous and unambiguous plaid motion stimuli - Psychophysi...

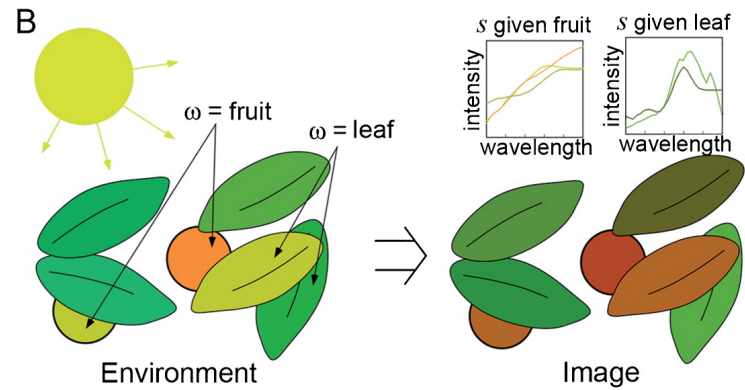



Ambiguous/multi-stable vs. unambiguous plaids

Are there deeper relationships at work here?

A

	Within domain	Across domain	
Environment	$p(\omega)$	$p(\omega, s)$	$p(\omega, z)$ $p(\omega, r)$
Image	$p(s)$	$p(s, z)$	$p(s, r)$
Neural response	$p(z)$	$p(z, r)$	
Behavior	$p(r)$		



 Geisler WS. 2008
Annu. Rev. Psychol. 59:167–92



AR Geisler WS. 2008
Annu. Rev. Psychol. 59:167-92




Fig. 2. Contour locations and contour groups for small example patches from three different natural images. The contour locations and contrast polarities were detected by an automatic algorithm. The contour groups were obtained by hand segmentation. The direction of the arrows in the bottom images indicates the contrast polarity of the contour; the different colors represent different groups (note that because colors are randomly selected from a color palette, different groups may have a similar color).

Geisler, W. S., & Perry, J. S. (2009). Contour statistics in natural images: Grouping across occlusions. *Visual neuroscience*, 26(1), 109–121. Cambridge University Press.




Fig. 4. (Color online) Contour occlusion task stimuli. The largest occluder diameter was 90 pixels (shown here), corresponding 3 deg of visual angle.

Geisler, W. S., & Perry, J. S. (2009). Contour statistics in natural images: Grouping across occlusions. *Visual neuroscience*, 26(1), 109–121. Cambridge University Press.

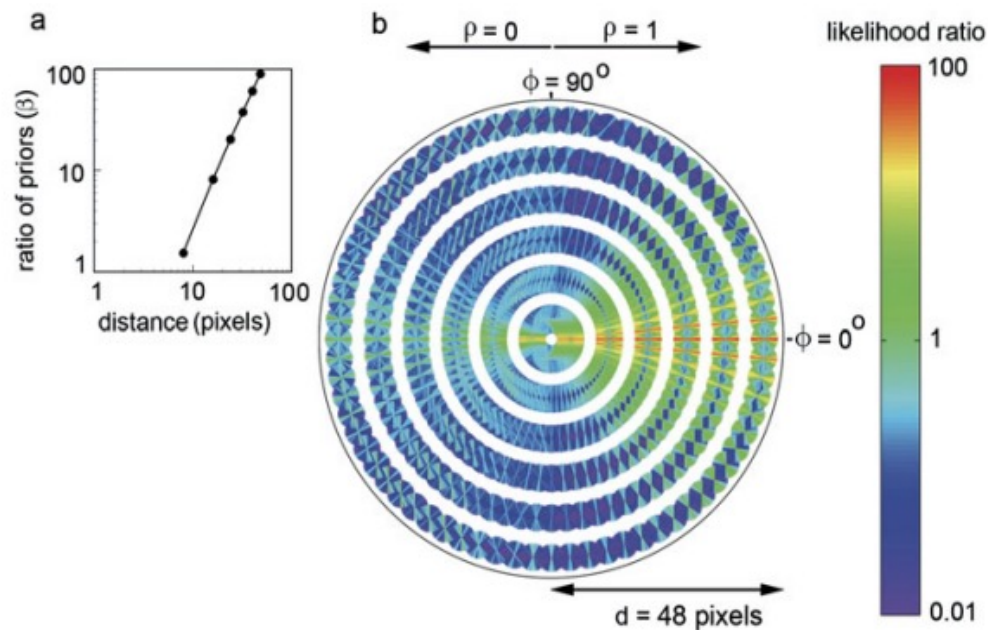


Fig. 6. Across-domain co-occurrence statistics of contour elements in natural images. (a) Ratio of the prior probabilities that a pair of contour elements belongs to different versus the same physical source, as a function of distance between the pair of elements. (b) Plot of the likelihood ratio for a given relationship between pairs of contour elements. A likelihood ratio greater than 1.0 means (given equal priors) that it is more likely that the elements belong to the same physical contour; a ratio less than 1.0 means that it is more likely that the elements belong to different physical contours. [For each distance, direction, and polarity, the orientation difference bins (line segments) are drawn in rank order starting from the lowest likelihood; thus, the highest likelihoods are the most visible in the plot.]

Geisler, W. S., & Perry, J. S. (2009). Contour statistics in natural images: Grouping across occlusions. *Visual neuroscience*, 26(1), 109–121. Cambridge University Press.

Break time

Discussion of Biederman (1987)

Principles of "non-accidentalness"

1. Collinearity
2. Curvilinearity
3. Symmetry
4. Parallel curves
5. Vertices

Brain Games Yellow Chair National Geographic Channel Watch o...

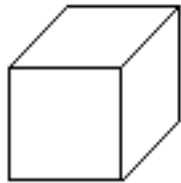


Ames chair illusion illustrates implicit "principle" of
co-termination



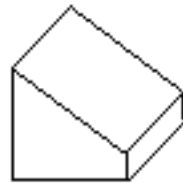


Cube



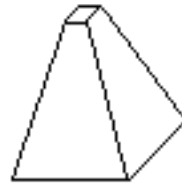
Straight Edge
Straight Axis
Constant

Wedge



Straight Edge
Straight Axis
Expanded

Pyramid



Straight Edge
Straight Axis
Expanded

Cylinder



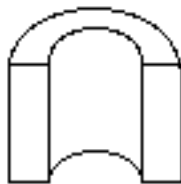
Curved Edge
Straight Axis
Constant

Barrel



Curved Edge
Straight Axis
Exp & Cont

Arch



Straight Edge
Curved Axis
Constant

Cone



Curved Edge
Straight Axis
Expanded

Expanded
Cylinder



Curved Edge
Straight Axis
Expanded

Handle



Curved Edge
Curved Axis
Constant

Expanded
Handle



Curved Edge
Curved Axis
Expanded

Edge	Symmetry	Size	Axis
Straight or Curved	Rot + Ref; Ref; Asymm	Constant; Expanded; Expand & Contract	Straight or Curved

Next time...

Size, shape, orientation, & position

Slides created via the R package **xaringan**. Rendered HTML and supporting files are pushed to GitHub where GitHub's 'pages' feature is used to host and serve the course website.